



Uniform Resource Access Compute and Cloud Resources at JSC

2023-05-31 | Björn Hagemeier | Juelich Supercomputing Centre



Workflows



Jobs

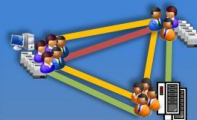


Data Management



Discovery

Services



Federations



Part I: UNICORE


Motivation

Differences of systems

Uniform Interface to Computing Resources

Various RMS on systems

- JUQUEEN: IBM LoadLeveler
- JURECA: Slurm
- Different job description languages for specifying # of nodes, memory requirements, wall time, ...
- Different parameters on the command line
- Unify and simplify supercomputer access



Slurm



Load Leveler


Motivation

Differences of systems

Uniform Interface to Computing Resources

Various RMS on systems

- JUQUEEN: IBM LoadLeveler
- JURECA: Slurm
- Different job description languages for specifying # of nodes, memory requirements, wall time, ...
- Different parameters on the command line
- Unify and simplify supercomputer access



Slurm



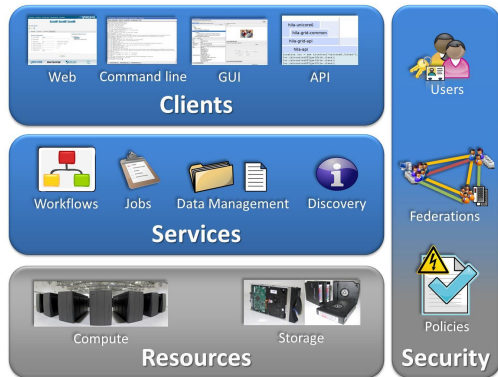
Slurm

Why UNICORE

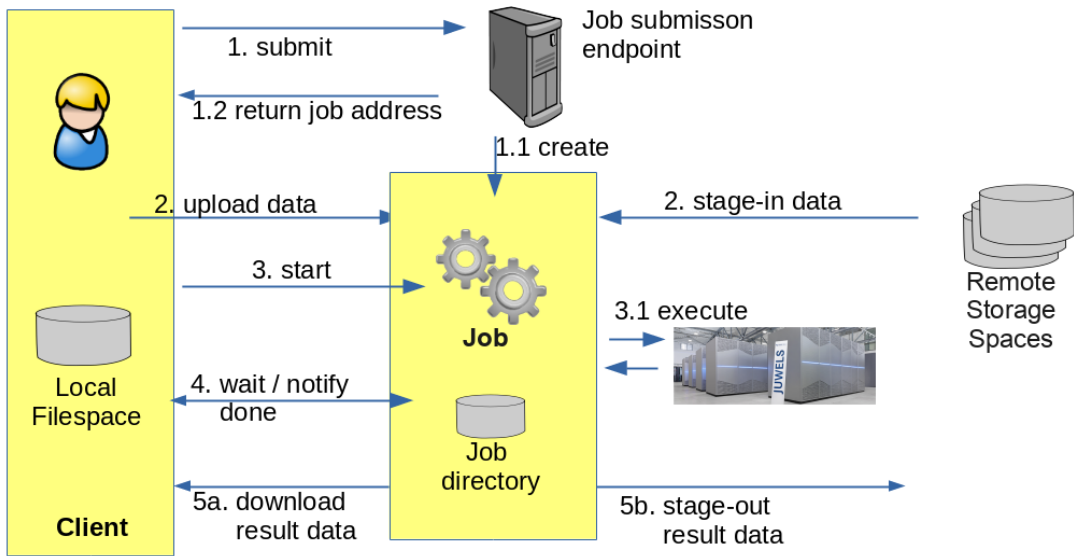
Advantages

- Hide system specific commands
- Create, submit and monitor jobs
 - Seamless, secure, and intuitive access to distributed compute and data resources
- Multiple clients
- Integrated **data management**
- **Federated identities**
- Open Source:
<https://github.com/UNICORE-EU>

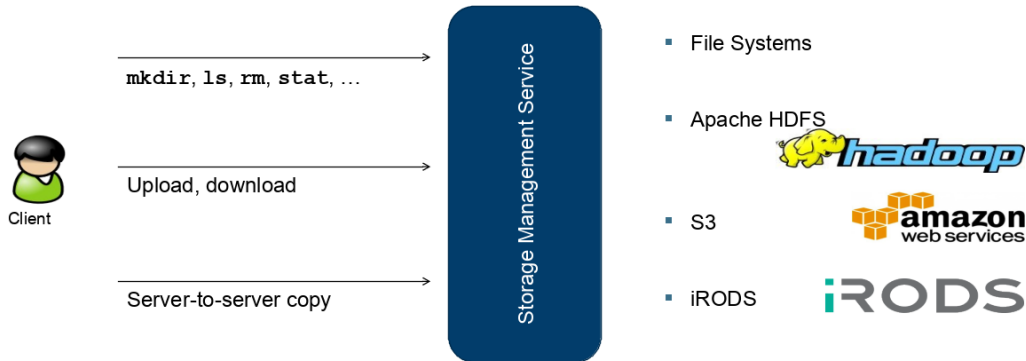
UNICORE



Job execution model



Data management and file transfer



Efficient file transfer

UFTP

- Data **streaming** library and **file transfer** tool
- Fully integrated into UNICORE
- Standalone (non-UNICORE) client available
- Client to server and server to server data transfers
- Data staging among UFTP-enabled sites
- Efficient **synchronization** of individual local and remote files using the **rsync** algorithm
- Optional **compression** and **encryption** of data streams

Efficient file transfer

UFTP

- Data **streaming** library and **file transfer** tool
- Fully integrated into UNICORE
- Standalone (non-UNICORE) client available
- Client to server and server to server data transfers
- Data staging among UFTP-enabled sites
- Efficient **synchronization** of individual local and remote files using the **rsync** algorithm
- Optional **compression** and **encryption** of data streams
- Awarded “best systemic approach” in SC Asia Data Mover Challenge 2020



Source: SC Asia web site

PyUNICORE API

Features

- Job submission and monitoring
- File transfer handling
- Mounting filesystems remotely via UFTP
- Workflow management

```
$ pip install pyunicore[crypto,fs,fuse]
```

```
import pyunicore.client as uc_client
import pyunicore.credentials as uc_credentials
import json

base_url = "https://localhost:8080/DEMO-SITE/rest/core"

# authenticate with username/password
credential = uc_credentials.UsernamePassword("demouser", "test123")
transport = uc_client.Transport(credential)

client = uc_client.Client(transport, base_url)
print(json.dumps(client.properties, indent = 2))
```

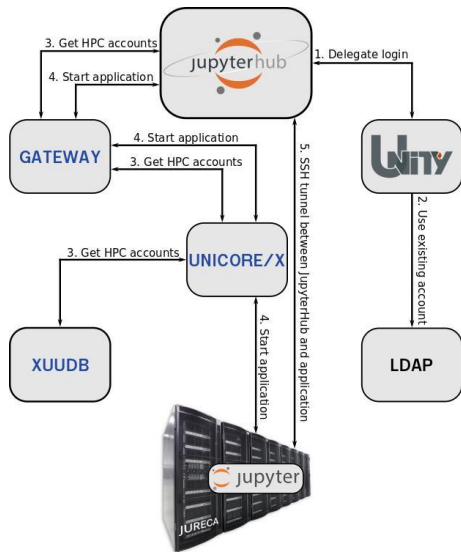
Clients and APIs

- Commandline tools
 - UNICORE Commandline Client (UCC): <https://sourceforge.net/projects/unicore/files/Clients/Commandline%20Client/>
 - UFTP client for high-performance data access: <https://sourceforge.net/projects/unicore/files/Clients/UFTP-Client/>
- RESTful APIs
 - curl, Python Requests
 - https://sourceforge.net/p/unicore/wiki/REST_API/
 - PyUNCIORE client library:
<https://github.com/HumanBrainProject/pyunicore>

Jupyter Hub @JSC

HPC in your web browser

- UNICORE is an integral part of the Jupyter offering at JSC
- Start Jupyter Labs on JUWELS, JURECA-DC, JUSUF, DEEP, HDFML, or a cloud based VM
- <https://jupyter-jsc.fz-juelich.de/>




Additional information and support

UNICORE

- Project web site: <https://www.unicore.eu/> for downloads and documentation
- Product support: unicore-support@lists.sourceforge.net

UNICORE at FZJ

- User support email: ds-support@fz-juelich.de
- Registry: https://fzj-unic.fz-juelich.de:9112/FZJ/rest/registries/default_registry
- Documentation: <https://www.fz-juelich.de/en/ias/jsc/services/user-support/jsc-software-tools/unicore>



Part II: HDF Cloud


Overview

- OpenStack Infrastructure-as-a-Service (IaaS) environment
 - Compute, storage, network, orchestration, load balancing
 - Run VMs to provide services **linked to LARGEDATA**
 - Orchestration using OpenStack Heat
 - Load Balancer as a Service (LBaaS) using OpenStack Octavia
- Phase 1: 16 compute nodes, 768 VCPUs, 6.1TB RAM
- Phase 2: 10 compute nodes, 480 VCPUs, 7.7TB RAM
- **Total: 26 compute nodes, 1248 VCPUs, 13.8 TB RAM**
- 10GbE storage uplink per node up to 80Gb total
- 40GbE internal links
- Further information and reference:
<https://go.fzj.de/hdf-cloud>



Overview

- OpenStack Infrastructure-as-a-Service (IaaS) environment
 - Compute, storage, network, orchestration, load balancing
 - Run VMs to provide services **linked to LARGEDATA**
 - Orchestration using OpenStack Heat
 - Load Balancer as a Service (LBaaS) using OpenStack Octavia
- Phase 1: 16 compute nodes, 768 VCPUs, 6.1TB RAM
- Phase 2: 10 compute nodes, 480 VCPUs, 7.7TB RAM
- **Total: 26 compute nodes, 1248 VCPUs, 13.8 TB RAM**
- 10GbE storage uplink per node up to 80Gb total
- 40GbE internal links
- Further information and reference:
<https://go.fzj.de/hdf-cloud>



- OpenStack Yoga release
 - released 2022-03-30, extended maintenance after 2023-11-02
 - we try to balance stable operation and tracing current versions
- Services
 - Keystone – authentication and service registry
 - Horizon dashboard – convenient Web UI appropriate for many simple tasks
 - Nova compute – virtual machine (VM) service
 - Neutron networking – software defined networks
 - Cinder volume – virtual block devices
 - Glance images – template images for VMs
 - Heat orchestration – infrastructure management
 - Octavia load balancing – load balancing as a service
 - Neutron VPNaaS – cross-site (or project) VPNs
 - Sahara – data processing through virtual clusters

Authentication

There are two ways to authenticate

- JSC account
 - username and password
 - usable from both commandline interface and Web UI
 - JuDoor profile → Make changes → enable [HDFCloud](#)
- Helmholtz login
 - directly usable only from Web UI
 - commandline access through application credentials
- **however:** you need a project and allocated resources before using HDF Cloud

HELMHOLTZ

Data Federation | HDF

Log in

Authenticate using

Keystone Credentials

If you are not sure which authentication method to use, contact your administrator.

Domain

JuDoor

User Name

Password

Sign In

Nova

Virtual machine service

Nova manages the lifecycle of virtual machines (VMs) that have

- a number of CPUs
- an amount of main memory
- storage: **system**, ephemeral, swap
- data storage: volumes
- network ports
- a template image containing an operating system

Nova

Virtual machine service

Nova manages the lifecycle of virtual machines (VMs) that have

- a number of CPUs
- an amount of main memory
- storage: **system**, ephemeral, swap
- data storage: volumes
- network ports
- a template image containing an operating system

} Nova

Nova

Virtual machine service

Nova manages the lifecycle of virtual machines (VMs) that have

- a number of CPUs
- an amount of main memory
- storage: **system**, ephemeral, swap
- data storage: volumes
- network ports
- a template image containing an operating system

} Nova
← Cinder

Nova

Virtual machine service

Nova manages the lifecycle of virtual machines (VMs) that have

- a number of CPUs
- an amount of main memory
- storage: **system**, ephemeral, swap
- data storage: volumes
- network ports
- a template image containing an operating system

} Nova

← Cinder

← Neutron

Nova

Virtual machine service

Nova manages the lifecycle of virtual machines (VMs) that have

- a number of CPUs
- an amount of main memory
- storage: **system**, ephemeral, swap
- data storage: volumes
- network ports
- a template image containing an operating system

} Nova

← Cinder

← Neutron

← Glance

Nova

Flavors

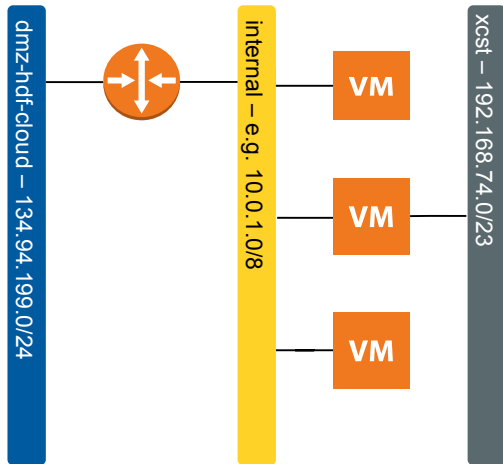
- two classes in general:
ordinary (10GB root disk) and
large-disk (30GB root disk)
- first characters determine amount of memory per VCPU:
tiny, small, medium, large, xlarge
- going from 1 VCPU per .5GB to 1 VCPU per 8GB
- Example flavors
 - t1
 - m8.large-disk
 - xl16
- custom flavors are possible

RAM \ VCPUs	1	2	4	8	16
.5 GB	t1	-	-	-	-
1 GB	s1	t2	-	-	-
2 GB	m1	s2	t4	-	-
4 GB	l1	m2	s4	t8	-
8 GB	xl1	l2	l4	s8	t16
16 GB	-	xl2	m4	m8	s16
32 GB	-	-	xl4	l8	m16
64 GB	-	-	-	xl8	l16
128 GB	-	-	-	-	xl16

Networking

Specific networks at JSC

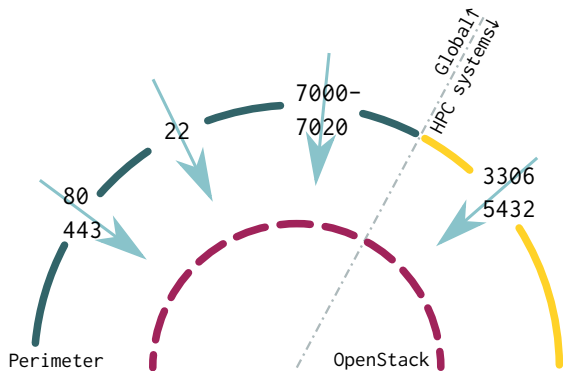
- **floating IPs** realized in router as DNAT/SNAT
- VMs without floating IPs not accessible from the outside and SNATed in outbound connections
- all new projects will be equipped with a **router** and **internal network**, such that you can immediately start working. JSC's **DNS servers** will be configured in the internal network



Network setup

Security groups and perimeter firewall

- OpenStack firewall freely configurable
- Restrictions apply for inbound connections in perimeter firewall
 - Globally available services and ports: HTTP (80), HTTPS (443), SSH (22), 7000–7020
 - Available from HPC systems: MySQL (3306), PostgreSQL (5432)
- Outbound connections: anything but MTA (25) aka. SMTP



Commandline interface

Prerequisites

- Python virtual environment
- Download credential files from the web interface (cf. authentication)

Run the following in your shell:

```
$ python3 -m venv openstack
$ source openstack/bin/activate
$ pip install python-openstackclient
```

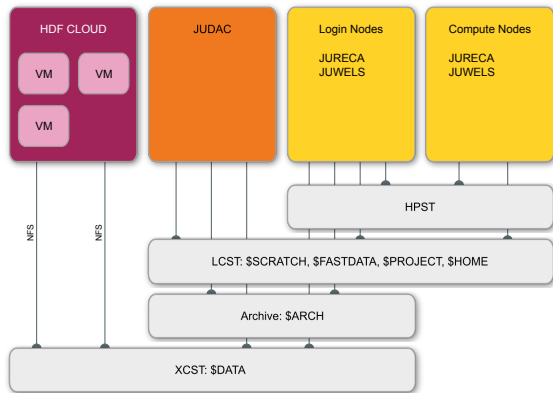
Authentication:

- Option 1: Download and source `openrc.sh`
- Option 2: Download `clouds.yaml`, put it in one of
 - current working directory as `clouds.yaml` or
 - `~/.config/openstack/clouds.yaml`

JSC Storage Landscape

Availability of file systems

- XCST
 - \$DATA on JUDAC and login nodes
 - dedicated NFS export to VMs
- Archive
 - \$ARCH on JUDAC and login nodes
- LCST
 - \$SCRATCH, \$FASTDATA, \$PROJECT, \$HOME on JUDAC, login and compute nodes
- HPST
 - Login and compute nodes



Data access

VMs and the DATA file system

- Helmholtz Data Federation (HDF) Cloud / OpenStack cluster
 - Hosts virtual machines (VMs) for communities
 - Potentially administered by externals, bound by acceptable use policy
- Enable access to data beyond perimeter of SC facility
 - Web interfaces, databases, post processing, ...
 - Users of service likely unknown to SC directory information service
- Access Method
 - POSIX file systems (\$DATA) accessible in VMs via NFS mount from CES servers
 - Server side UID squashing
 - ensures consistency
 - requires services to manage data accordingly
 - read-write or read-only



OpenStack and cloud training

- June 12, 2023 **on-site**
- General information: <https://www.fz-juelich.de/de/ias/jsc/aktuelles/termine/kurse/2023/openstack>
- Registration: <https://go.fzj.de/jsc-cloud-training>
- Topics
 - OpenStack core services: Nova, Neutron, Cinder, Glance
 - Advanced services: Kubernetes, Heat, Loadbalancers

Summary

HDF Cloud

OpenStack

- Project web site: <https://www.openstack.org/>
- Documentation: <https://docs.openstack.org/>

HDF Cloud at JSC:

- User support: ds-support@fz-juelich.de
- Web dashboard: <https://hdf-cloud.fz-juelich.de/>
- Documentation: <https://go.fzj.de/hdf-cloud>

JUSUF Cloud:

- User support: sc@fz-juelich.de
- Web dashboard: <https://jusuf-cloud.fz-juelich.de/>
- Documentation: <https://apps.fz-juelich.de/jsc/hps/jusuf/cloud/>