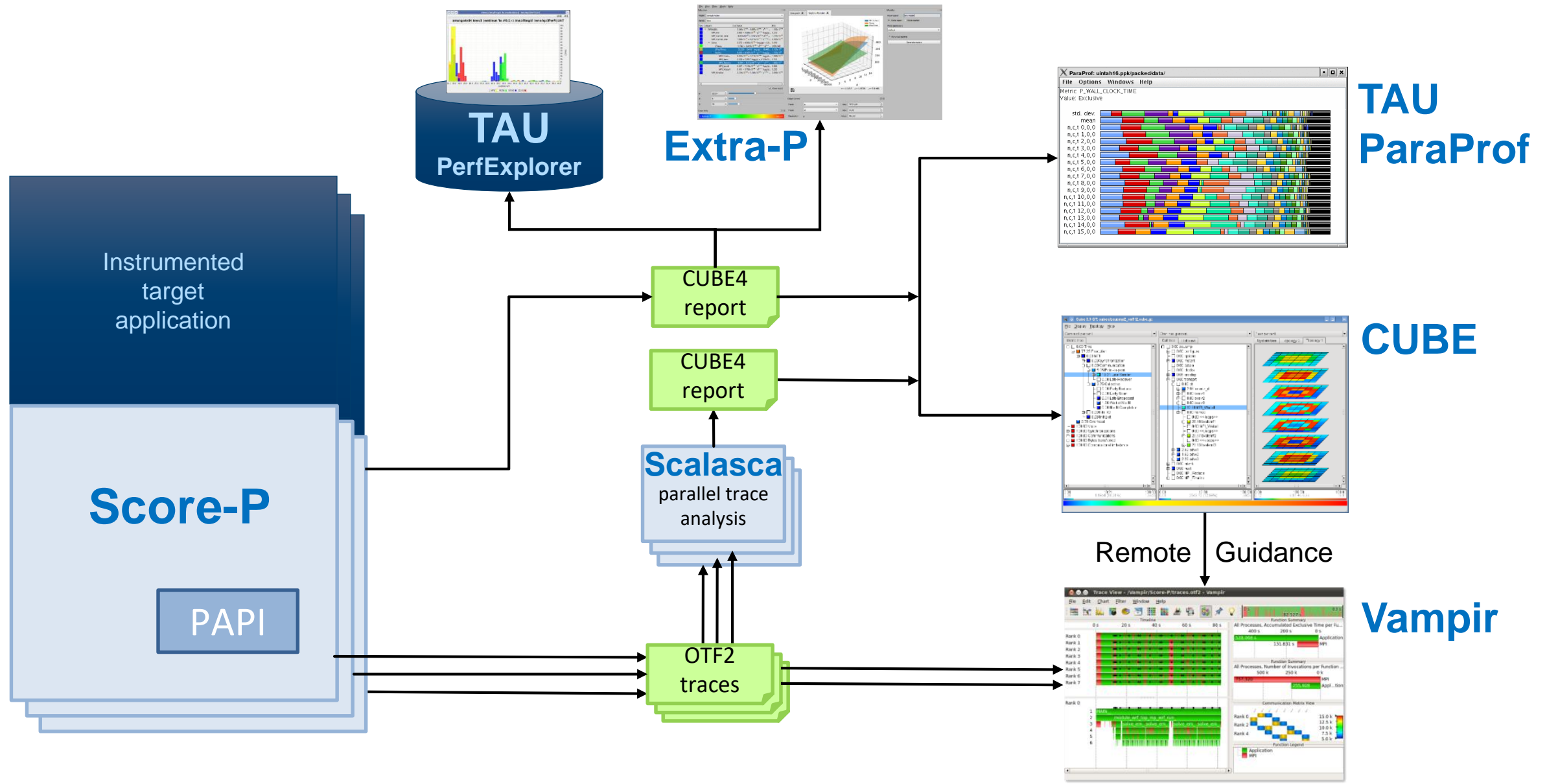




# TOOLS DEMO: BT-MZ WITH SCORE-P

JUNE 02, 2023 | MICHAEL KNOBLOCH | M.KNOBLOCH@FZ-JUELICH.DE

# Score-P TOOL ECOSYSTEM



# SCALASCA

- Scalable Analysis of Large Scale Applications

- Approach

- Instrument C, C++, and Fortran parallel applications (with Score-P)

- Option 1: scalable call-path profiling

- Option 2: scalable event trace analysis

- Collect event traces

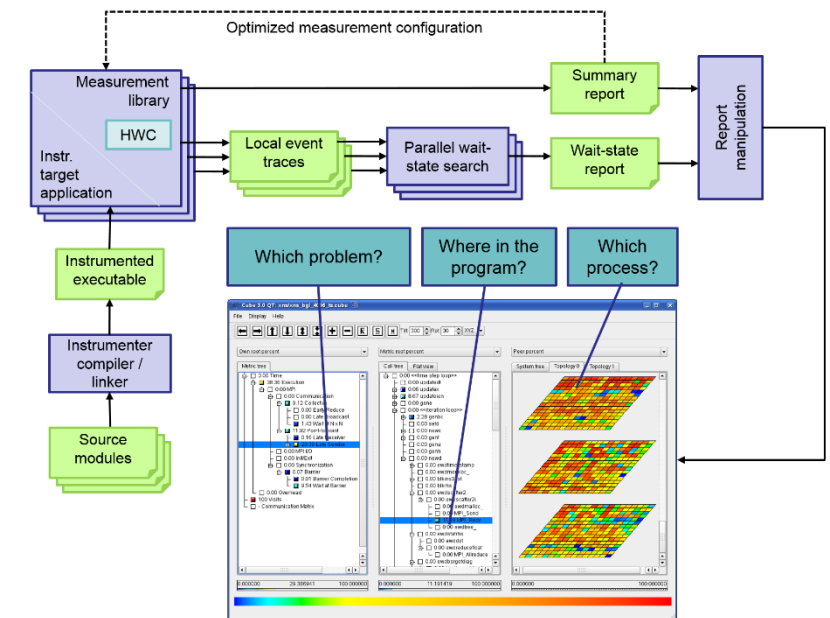
- Process trace in parallel

- Wait-state analysis

- Delay and root-cause analysis

- Critical path analysis

- Categorize and rank results



# TYPICAL PERFORMANCE ANALYSIS PROCEDURE

- Do I have a performance problem at all?
  - Time / speedup / scalability measurements
- **What** is the key bottleneck (computation / communication)?
  - MPI / OpenMP / flat profiling
- **Where** is the key bottleneck?
  - Call-path profiling, detailed basic block profiling
- **Why** is it there?
  - Hardware counter analysis
  - Trace selected parts (to keep trace size manageable)
- Does the code have scalability problems?
  - Load imbalance analysis, compare profiles at various sizes function-by-function, performance modeling

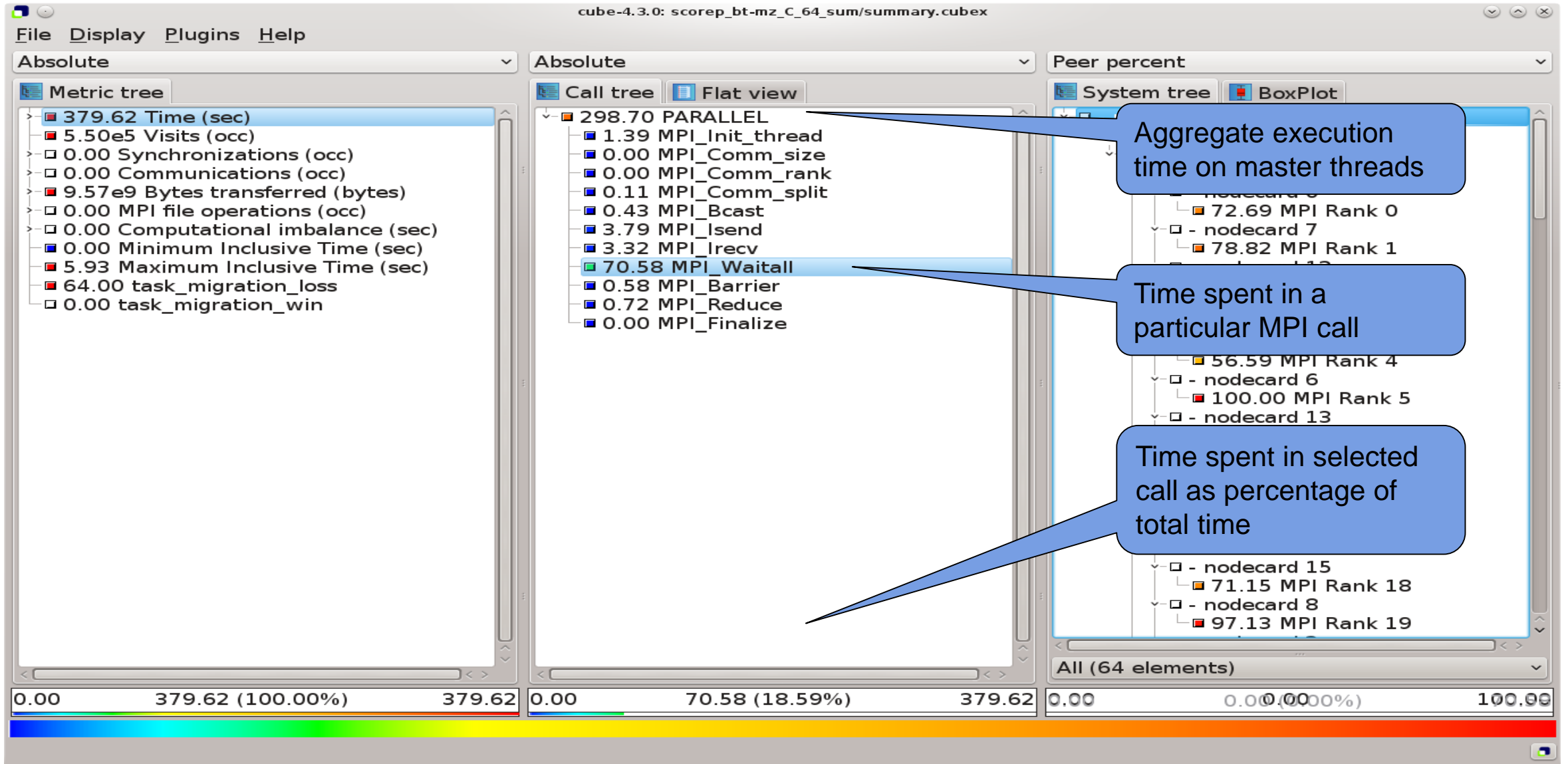
# WHAT IS THE KEY BOTTLENECK?

- Generate **flat MPI profile** using Score-P/Scalasca
  - Only requires re-linking
  - Low runtime overhead
- Provides detailed information on MPI usage
  - How much time is spent in which operation?
  - How often is each operation called?
  - How much data was transferred?
- Limitations:
  - Computation on non-master threads and outside of MPI\_Init/MPI\_Finalize scope ignored

# FLAT MPI PROFILE: RECIPE

1. Prefix your *link command* with  
“scorep --nocompiler”
2. Prefix your MPI *launch command* with  
“scalasca -analyze”
3. After execution, examine analysis results using  
“scalasca -examine scorep\_<title>”

# FLAT MPI PROFILE: EXAMPLE (CONT.)



# WHERE IS THE KEY BOTTLENECK?

- Generate **call-path profile** using Score-P/Scalasca
  - Requires re-compilation
  - Runtime overhead depends on application characteristics
  - Typically needs some care setting up a good measurement configuration
    - Filtering
    - Selective instrumentation
- Option 1 (recommended for beginners):  
Automatic compiler-based instrumentation
- Option 2 (for in-depth analysis):  
Manual instrumentation of interesting phases, routines, loops



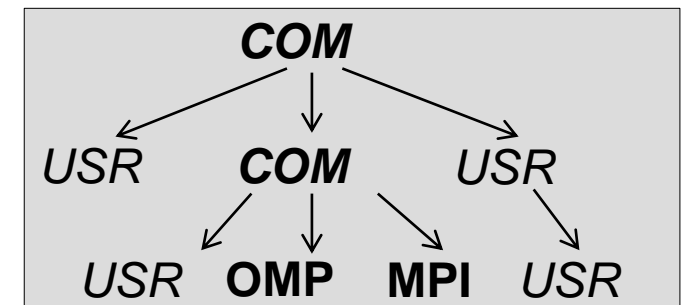
# CALL-PATH PROFILE: RECIPE

1. Prefix your *compile & link commands* with  
“scorep”
2. Prefix your MPI *launch command* with  
“scalasca -analyze”
3. After execution, compare overall runtime with uninstrumented run to determine overhead
4. If overhead is too high
  1. Score measurement using  
“scalasca -examine -s scorep\_<title>”
  2. Prepare filter file
  3. Re-run measurement with filter applied using prefix  
“scalasca -analyze -f <filter\_file>”
5. After execution, examine analysis results using  
“scalasca -examine scorep\_<title>”

# CALL-PATH PROFILE: EXAMPLE (CONT.)

```
% scalasca -examine -s epik_myprog_Ppnext_sum
scorep-score -r ./epik_myprog_Ppnext_sum/profile.cubex
INFO: Score report written to ./scorep_myprog_Ppnext_sum/scorep.score
```

- Estimates trace buffer requirements
- Allows to identify candidate functions for filtering
  - ☞ Computational routines with high visit count and low time-per-visit ratio
- Region/call-path classification
  - MPI (pure MPI library functions)
  - OMP (pure OpenMP functions/regions)
  - USR (user-level source local computation)
  - COM (“combined” USR + OpeMP/MPI)
  - ANY/ALL (aggregate of all region types)



# CALL-PATH PROFILE: EXAMPLE (CONT.)

```
% less scorep_myprog_Ppnext_sum/scorep.score
```

```
Estimated aggregate size of event trace:          162GB
Estimated requirements for largest trace buffer (max_buf): 2758MB
Estimated memory requirements (SCOREP_TOTAL_MEMORY): 2822MB
(hint: when tracing set SCOREP_TOTAL_MEMORY=2822MB to avoid
intermediate flushes or reduce requirements using USR regions
filters.)
```

flt type	max_buf[B]	visits	time[s]	time[%]	time/ visit[us]	region
ALL	2,891,417,902	6,662,521,083	36581.51	100.0	5.49	ALL
USR	2,858,189,854	6,574,882,113	13618.14	37.2	2.07	USR
OMP	54,327,600	86,353,920	22719.78	62.1	263.10	OMP
MPI	676,342	550,010	208.98	0.6	379.96	MPI
COM	371,930	735,040	34.61	0.1	47.09	COM
USR	921,918,660	2,110,313,472	3290.11	9.0	1.56	matmul_sub
USR	921,918,660	2,110,313,472	5914.98	16.2	2.80	binvrhs
USR	921,918,660	2,110,313,472	3822.64	10.4	1.81	matvec_sub
USR	41,071,134	87,475,200	358.56	1.0	4.10	lhsinit
USR	41,071,134	87,475,200	145.42	0.4	1.66	binvrhs
USR	29,194,256	68,892,672	86.15	0.2	1.25	exact_solution
OMP	3,280,320	3,293,184	15.81	0.0	4.80	!\$omp parallel
[...]						

# CALL-PATH PROFILE: FILTERING

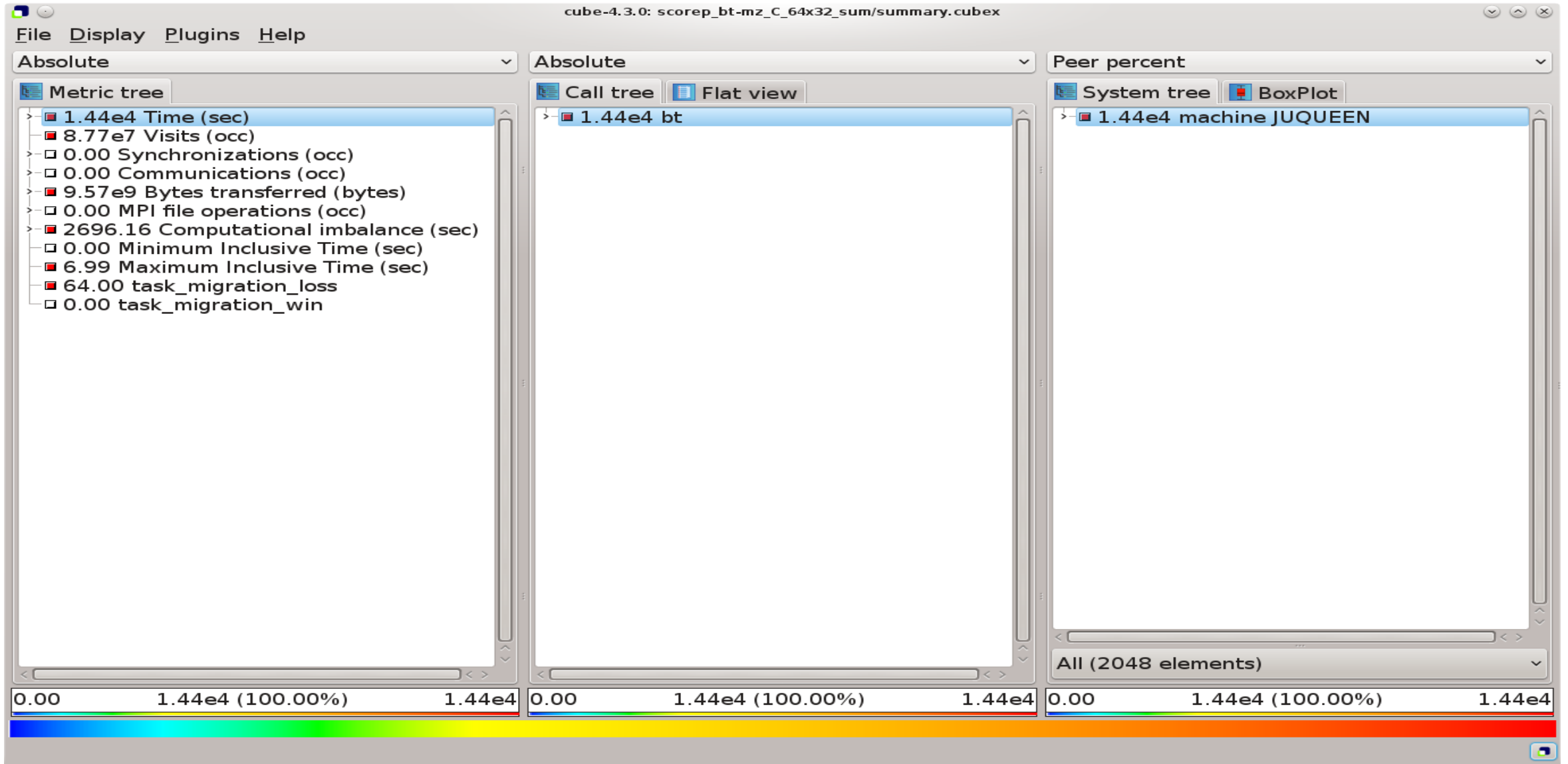
- In this example, the 6 most frequently called routines are of type USR
  - These routines contribute around 35% of total time
    - However, much of that is most likely measurement overhead
      - Frequently executed
      - Time-per-visit ratio in the order of a few microseconds
- ☞ Avoid measurements to reduce the overhead
- ☞ List routines to be filtered in simple text file

# FILTERING: EXAMPLE

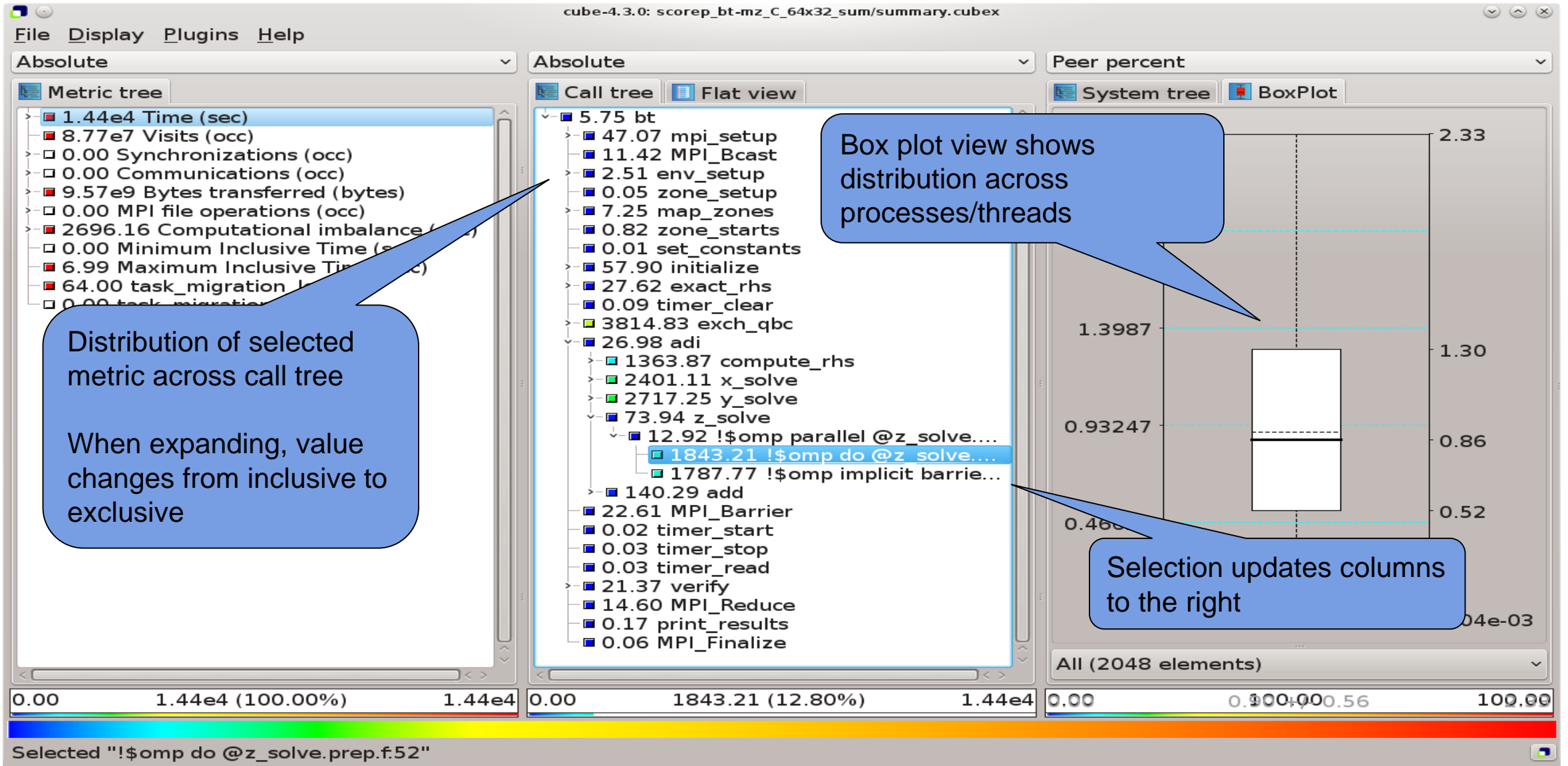
```
% cat filter.txt
SCOREP_REGION_NAMES_BEGIN
  EXCLUDE
    binvrhs
    matmul_sub
    matvec_sub
    binvrhs
    lhsinit
    exact_solution
SCOREP_REGION_NAMES_END
```

- Score-P filtering files support
  - Wildcards (shell globs)
  - Blacklisting
  - Whitelisting
  - Filtering based on filenames

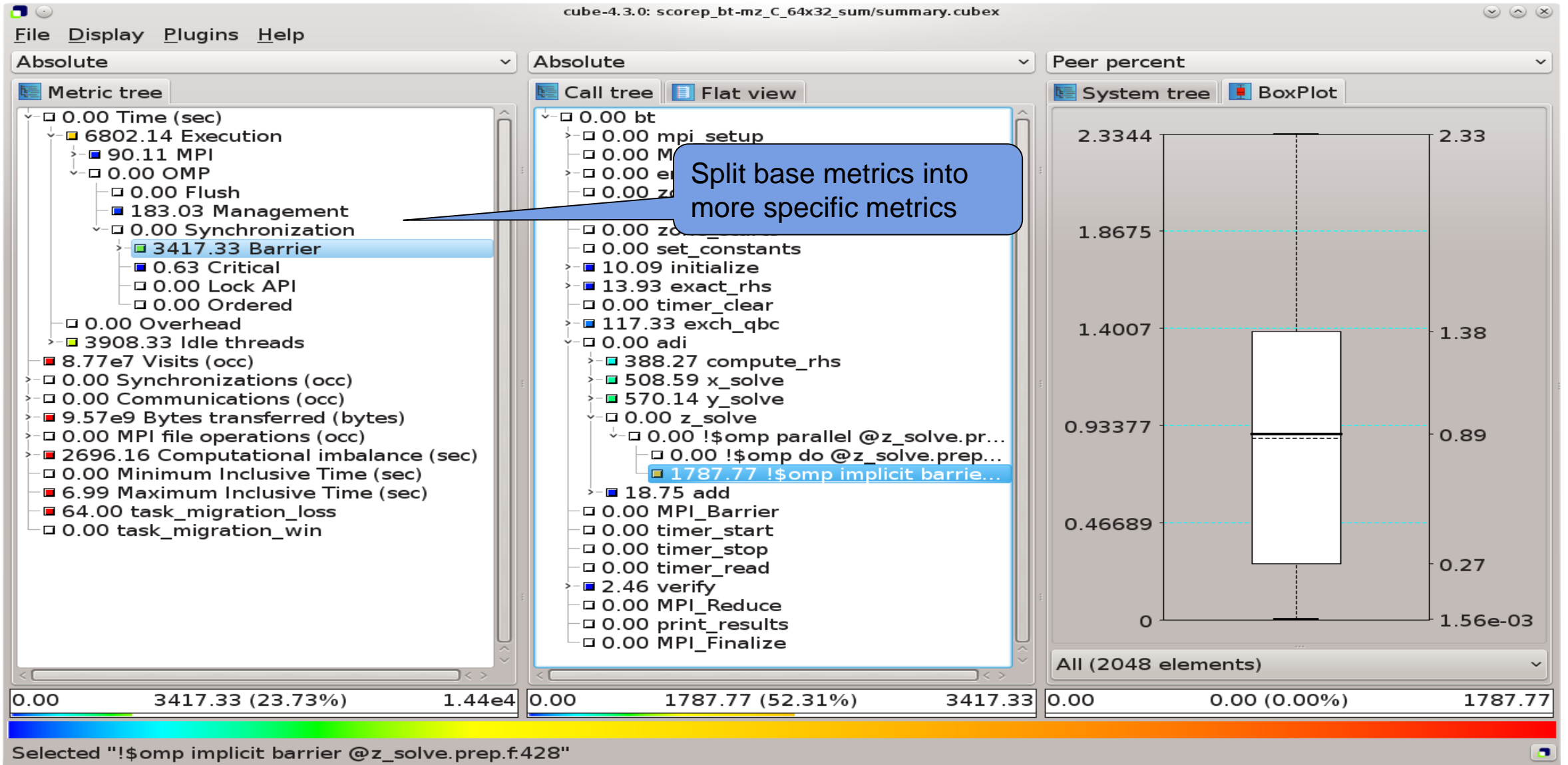
# CALL-PATH PROFILE: EXAMPLE (CONT.)



# CALL-PATH PROFILE: EXAMPLE (CONT.)



# CALL-PATH PROFILE: EXAMPLE (CONT.)





# WHY IS THE BOTTLENECK THERE?

- This is **highly** application dependent!
- Might require additional measurements
  - Hardware-counter analysis
    - CPU utilization
    - Cache behavior
  - Selective instrumentation
  - Automatic/manual event trace analysis

# HARDWARE COUNTERS

- Counters: set of registers that count processor events, e.g. floating point operations or cycles
- Number of registers, counters and simultaneously measurable events vary between platforms
- Can be measured by:
  - perf:
    - Integrated in Linux since Kernel 2.6.31
    - Library and CLI
  - LIKWID:
    - Direct access to MSRs (requires Kernel module)
    - Consists of multiple tools and an API
  - PAPI (Performance API)

# PAPI

- Portable API: Uses the same routines to access counters across all supported architectures
- Used by most performance analysis tools
- High-level interface:
  - Predefined standard events, e.g. PAPI\_FP\_OPS
  - Availability and definition of events varies between platforms
  - List of available counters: `papi_avail (-d)`
- Low-level interface:
  - Provides access to all machine specific counters
  - Non-portable
  - More flexible
  - List of available counters: `papi_native_avail`

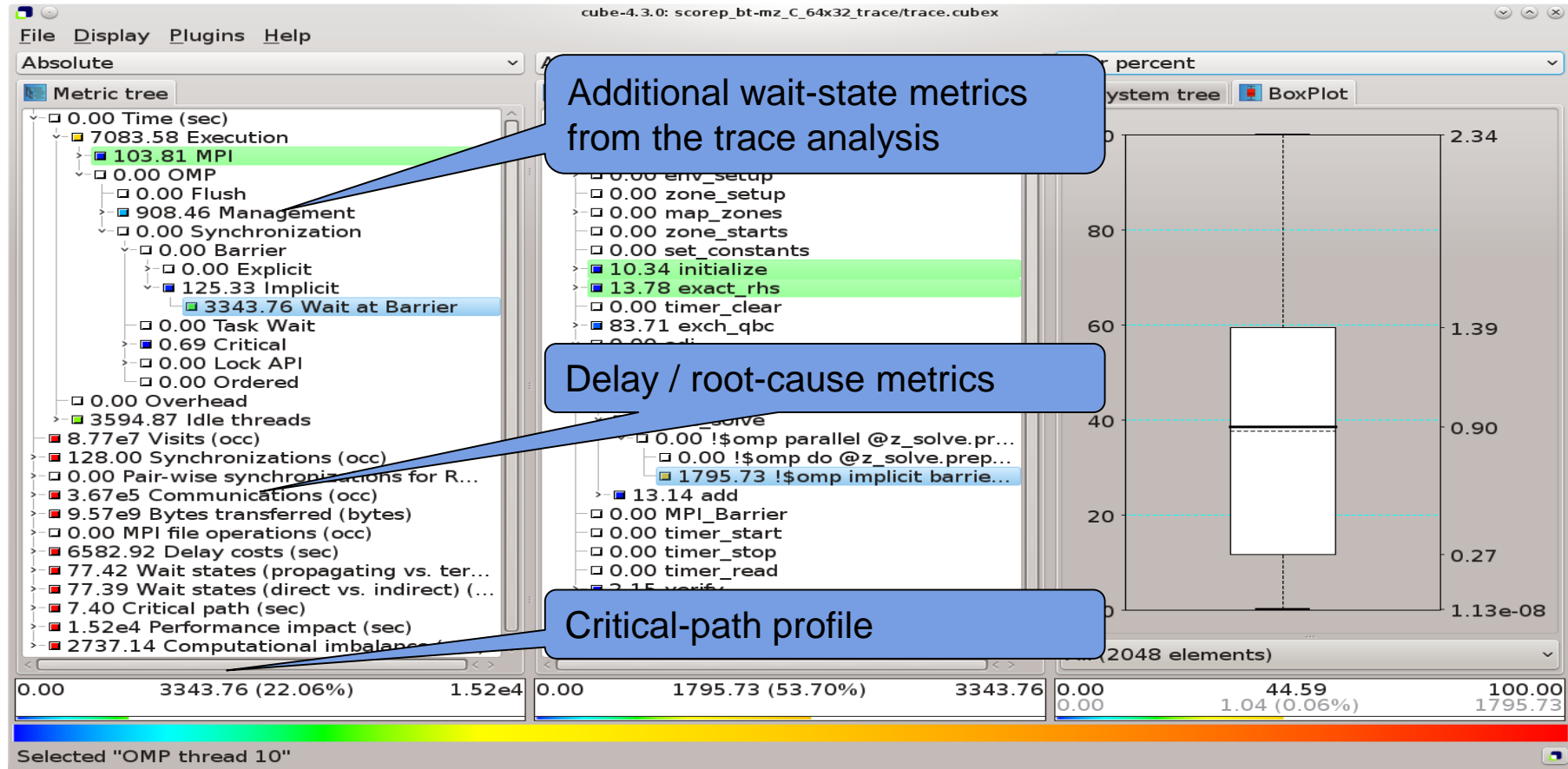
# TRACE GENERATION & ANALYSIS W/ SCALASCA


- Enable trace collection & analysis using “-t” option of “scalasca -analyze”:

```
#####  
## In the job script: ##  
#####  
  
module load ENV Score-P scalasca  
export SCOREP_TOTAL_MEMORY=120MB # Consult score report  
scalasca -analyze -f filter.txt -t \  
runjob --ranks-per-node  $P$  --np  $n$  [...] --exe ./myprog
```

- **ATTENTION:**
  - Traces can quickly become extremely large!
  - Remember to use proper filtering, selective instrumentation, and Score-P memory specification
  - **Before flooding the file system, ask us for assistance!**

# SCALASCA TRACE ANALYSIS EXAMPLE





# QUESTIONS